



District Report Card: 2017


State: Andhra Pradesh	District: Srikakulam
Class: 5	Subject: Language
Schools: 60	Students: 853


Participation/Coverage


Students

<div>GENDER</div> <div></div>	Boys		Girls	
	Number	%	Number	%
	367	43.02	486	56.98

<div>AREA</div> <div></div>	Rural		Urban	
	Number	%	Number	%
	789	92.50	64	7.50

<div>CATEGORY</div> <div></div>	SC		ST		OBC		GEN	
	Number	%	Number	%	Number	%	Number	%
	91	10.67	59	6.92	649	76.08	54	6.33

<div>CWSN</div> <div></div>	LD	VI	HI	S&LD	ID	Oth
	1	2	3	2	4	9

<div>Management</div> <div></div>	Government		Government-aided	
	Number	%	Number	%
	838	98.24	15	1.76

Average Performance of Students in Language (%)

Overall	Gender		Area		Management		Social Group			
	Male	Female	Rural	Urban	Govt.	Aided	SC	ST	OBC	GEN
66.90	69.10	65.24	68.74	44.27	66.94	64.89	61.03	54.92	68.57	69.88

Performance on Learning Outcomes (LOs)

Learning Outcomes	Description	Average Performance(%)
L504	Reads and comprehends independently storybooks, news items/ headlines, advertisements etc.	62.32
L508	Reads text with comprehension, locates details and sequence of events	69.19

Range of Performance of Students who Answered Correctly							
Below 30%		30% - 50%		50% - 75%		Above 75%	
Number	%	Number	%	Number	%	Number	%
56	6.57	132	15.47	325	38.10	340	39.86

Lowest Performing Learning Outcomes (LOs)

- 1 - Reads and comprehends independently storybooks, news items/ headlines, advertisements etc. (62.32)
- 2 - Reads text with comprehension, locates details and sequence of events (69.19)